

## Item-C LED street light specification-Hi Lumen

### Products Images and dimensions

**50W**

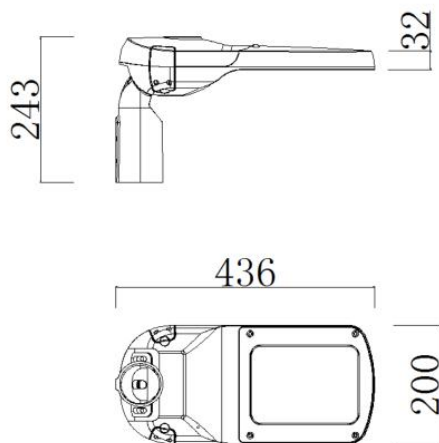


### Application areas

Widely used in all kinds of road lighting: express way, Trunk Road and Welcome Road, main roads to government agencies and large public buildings, road of downtown and Business center secondary main road, branch, residential roads and sidewalk, also can be used in general building, square, goods yard, and scenic spot. Can be installed on the lamp-post of 5m-7m.



### Product size



### Technical data

Item No	Power	LED Source	LED Qty	Input Vol	Power Factor
MS-LSP50W-C01	50W	Philips 5050 LED	24 PCS	AC90-305V	≥0.95

Beam angle	CCT	CRI	Material	Lumen	Certificate	IP	Warranty
155°*80°	3000~6000K	75	Aluminium	150~160lm/W	CE ROHS	IP65	5 years

# 100W

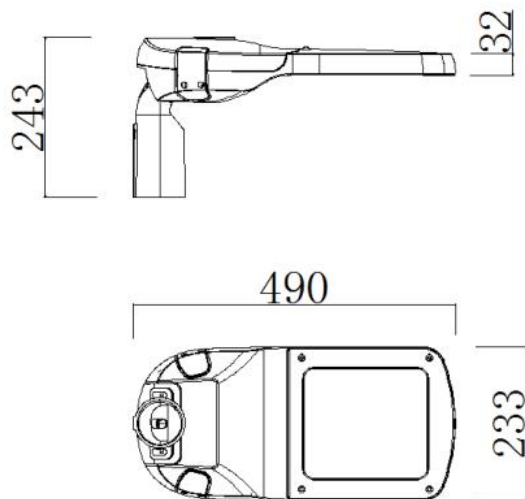


## Application areas

Widely used in all kinds of road lighting: express way, Trunk Road and Welcome Road, main roads to government agencies and large public buildings, road of downtown and Business center secondary main road, branch, residential roads and sidewalk, also can be used in general building, square, goods yard, and scenic spot. Can be installed on the lamp-post of 8m-11m.



## Product size



## Technical data

Item No	Power	LED Source	LED Qty	Input Vol	Power Factor
MS-LSP100W-C02	100W	Philips 5050 LED	54 PCS	AC90-305V	≥0.95

Beam angle	CCT	CRI	Material	Lumen	Certificate	IP	Warranty
155*80°	3000~6000K	75	Aluminium	150~160lm/W	CE ROHS	IP65	5 year

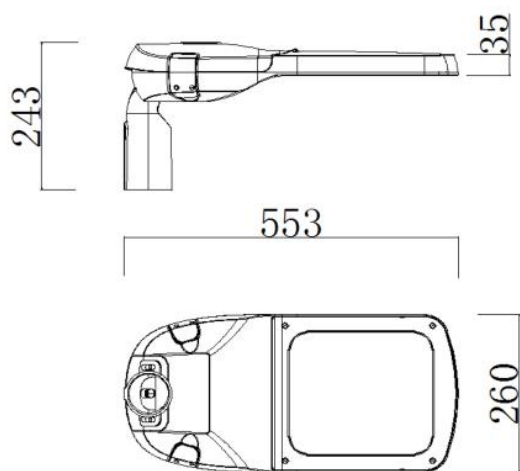
# 150W

## Application areas

Widely used in all kinds of road lighting: express way, Trunk Road and Welcome Road, main roads to government agencies and large public buildings, road of downtown and Business center secondary main road, branch, residential roads and sidewalk, also can be used in general building, square, goods yard, and scenic spot. Can be installed on the lamp-post of 12m-15m.



## Product size



## Technical data

Item No	Power	LED Source	LED Qty	Input Vol	Power Factor
MS-LSP150W-C03	150W	Philips 5050 LED	72 PCS	AC90-305V	≥0.95

Beam angle	CCT	CRI	Material	Lumen	Certificate	IP	Warranty
155°*80°	3000~6000K	75	Aluminium	150~160lm/W	CE ROHS	IP65	5 years

## 240W

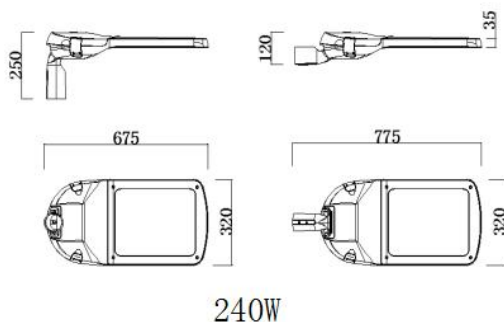


## Application areas

Widely used in all kinds of road lighting: express way, Trunk Road and Welcome Road, main roads to government agencies and large public buildings, road of downtown and Business center secondary main road, branch, residential roads and sidewalk, also can be used in general building, square, goods yard, and scenic spot. Can be installed on the lamp-post of 18m-20m.



## Product size



## Technical data

Item No	Power	LED Source	LED Qty	Input Vol	Power Factor
MS-LSP240W-C03	240W	Philips 5050 LED	120PCS	AC90-305V	≥0.95

Beam angle	CCT	CRI	Material	Lumen	Certificate	IP	Warranty
155°*80°	3000-6000K	75	Aluminium	150-160lm/W	CE ROHS	IP65	5 years



## Package

Item	MS-LSP50W-C01	MS-LSP100W-C02	MS-LSP150W-C03	MS-LSP240W-C04
Package Qty	1 PCS	1 PCS	1 PCS	1 PCS
GW	4.45 KGS	6.05 KGS	7.65 KGS	8.9 KGS
Carton Box Size(mm)	615*270*145MM	680*280*190MM	720*300*150MM	790*320*155MM



## Installation Instructions

### Attention:

- 1) Be sure disconnect power before installing, don't construction with electricity.
- 2) Product working voltage is AC90~305V,50/60Hz, Please do not exceed the working voltage range.
- 3) Input product line, brown is **L**, blue is **N**, yellow-green is **GND**.
- 4) Be sure wiring is closed and prevent leakage, when installing.
- 5) The lamp can not be used in violation of any fire regulations.

